



Heavy-duty  
forklifts designed  
for longevity

## CPD12-20(Short Wheelbase Forklift)


**HUA YA** CARRY THE FUTURE  
胜出，必有所长

Battery type: lithium battery/lead-acid battery

Forklifts are special safety equipment, and each component of the vehicle is a safety component. The safety valve in the oil cylinder will ensure the safe use of the vehicle.



### Features




#### Thickened fork

Special steel, strong load-bearing capacity, no deformation, real materials.




#### Standard solid tires

All tires are standard solid tires which is conducive to improving work efficiency and avoiding tire blowouts and loss of control.



#### Steering wheel/parking brake/brake pedal

1.Adjustable driving angle steering wheel.  
2.Parking electromagnetic brake can realize automatic parking function on slopes.  
3.AI braking assists driving and reduces fatigue.



#### Multi-piece composite chain

The transmission is smoother and the carrying capacity is more better than ordinary chains.



Adjustable  
150mm range  
front to back

#### High-end driving seat

The new adjustable seats make long-term operation more comfortable and the safety of the driver is guaranteed with seat belts.



#### Specificities

The advantages of short wheelbase forklifts include outstanding maneuverability, excellent passability, convenient operation experience and technically optimized stability. Suitable for material handling scenarios with compact space, narrow aisles and frequent steering.



**Heavy-duty  
forklifts designed  
for longevity.**

#### México Office

Av. Jorge Jiménez Cantú S/N, Plaza Antigua 1, edif. 4-B, piso 2, oficina 201, Col. Hacienda de Valle Escondido, Zona Esmeralda, Atizapán de Zaragoza, Edo. de Méx., C.P. 52937  
Whatsapp 55 2094 9972

#### China Office

Room 423,Fuhua Plaza, 25 Fuhua East Road, Panyu District, Guangzhou City, Guangdong Province, china Zip Code 511403  
Phone +8618529273426  
info@cvg-forklifts.com



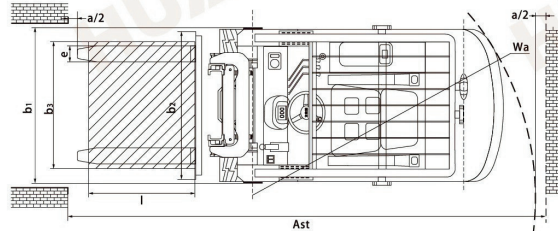
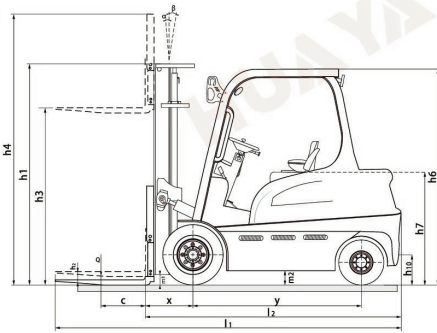
Heavy-duty  
forklifts designed  
for longevity



**HUAYA** CARRY THE FUTURE  
胜出. 必有所长

## CPD12-20(Short Wheelbase Forklift)

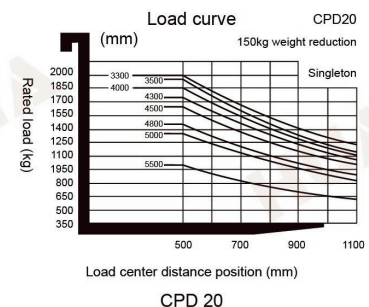
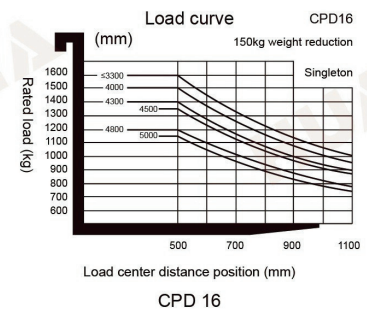
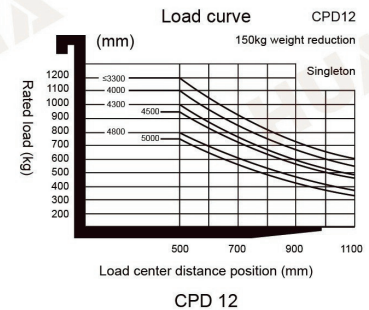
### Forklift 2D Graph



### Product Parameters

Model			CPD12	CPD16	CPD20	
Power				Electric		optional
Operation type			Seated			/
Rated capacity	Q	kg	1200	1600	2000	/
Load center	C	mm	500	500	500	/
Front overhang	X	mm	340	340	340	/
Wheelbase	Y	mm	990	1170	1380	/
<b>Weight</b>						
Vehicle weight(including battery/unladen)	kg		2480	2600	3600	/
<b>Tires</b>						
Drive wheel size (diameter x width)	mm		500-8	18×7-10	18×7-10	optional
Steering wheel size (diameter x width)	mm		400-8	400-8	400-8	optional
Number of wheels(X=driving wheels)	mm		2×2/2	2×2/2	2×2/2	/
Drive wheel tread	b10	mm	950	960	960	/
Steering wheel tread	b11	mm	920	920	950	/
<b>Dimension</b>						
Front and rear inclination angle of mast and fork	a/β(°)		5/9	5/9	5/9	optional
Mast lowered height	h1	mm	2150	2150	2140	optional
Max. lifting height	h3	mm	3000	3000	3000	optional
Mast extended height	h4	mm	3960	3960	3960	optional
Roof guard (cabin) height	h6	mm	2120	2160	2160	optional
Seat surface height	h7	mm	1000	1000	1120	/
Traction pin center height	h10	mm	470	470	510	/
Vehicle length	l1	mm	2710	2890	3010	/
Length to the vertical plane of the fork	l2	mm	1600	1780	1900	/
Overall width	b1/b2	mm	1100	1100	1100	/
Fork size	s/e/l	mm	32×100×1070	35×100×1070	40×100×1070	optional
Fork frame outer width	b3	mm	1040	1040	1040	/
Min. ground clearance(mast)	m1	mm	110	110	110	/
Min body ground clearance	m2	mm	100	100	80	/
Pallets are 1200 wide x 1000 long aisle width	Ast	mm	2820	3000	3350	/
Pallets are 800 wide x 1200 long aisle width	Ast	mm	3020	3200	3550	/
Turning radius	Wa	mm	1460	1650	1760	/
<b>Performance</b>						
Traveling speed (full/unladen)	km/h		7/8	7/8	7/8	optional
Lifting speed (full/unladen)	m/s		0.24/0.3	0.24/0.3	0.24/0.3	/
Descending speed (full/unladen)	m/s		0.39/0.34	0.39/0.34	0.39/0.34	/
Max gradeability (full/unladen)	%		15	15	15	/
Traveling brake type			Hydraulic+Mechanical			optional
Parking brake type			Mechanical			optional
<b>Motor, Power source</b>						
Drive motor rated power S2 60 minutes	kw		4	5	5.5	optional
Lifting motor rated power S3 15%	kw		4	5	5.5	optional
Battery voltage/theoretical capacity K5	Ah		48V300Ah	48V300Ah	48V350Ah	optional
Drive control type			Alternating current			/

### Capacity Chart



Remarks: The above parameters are based on a two-section mast with a lifting height of 3 meters.